


Teacher's Guide



Lily's Victory Garden

Author: Helen L. Wilbur

Illustrator: Robert Gantt Steele

Guide written by Jillian Hume

This guide may be reproduced for use in the classroom with this express written consent of Sleeping Bear Press

Published by

**Sleeping Bear Press
315 E. Eisenhower Parkway, Suite 200
Ann Arbor, MI 48108
800-487-2323**

www.sleepingbearpress.com

Lily's Victory ★ Garden

Preview and Predict



As you read *Lily's Victory Garden*, see if you can answer the questions below.

1. What might a Victory Garden be used for?

2. What year might this book take place? _____

3. How can you tell? List at least three examples.

4. Where do you think that this book takes place?

5. Does it appear that Lily has a good relationship with her family?

6. Do you think that Lily enjoys gardening, or does it look like she would rather be playing with friends?



Rationing Game


During World War II, soldiers' needs came before those on the home front. For the next two school days, you will experience rationing. Use the stamps below. When you use a stamp, mark an X through it. You may only use each stamp once. When you have used your stamps, you may not have any more of that activity or object during the time of the game.

A=pencil

S=paper

D=Bathroom Pass

F=Drinking Fountain Pass



1. Did you use all of your stamps? _____

2. How did you feel if an item you wanted was no longer available to you? _____



Lily's Victory ★ Garden



The "Funnies"

In *Lily's Victory Garden*, Lily and her father listen to the radio as they are reading the newspaper. They first read the funnies. The funnies are pages in the newspaper that are filled with comics, jokes, and puzzles. Writing a comic strip is like writing a play. There is a plot, setting, and characters. Write and create your own comic strip below.

Character Name	Physical Traits	Personality Traits

Setting: _____

Plot - What will your comic be about?

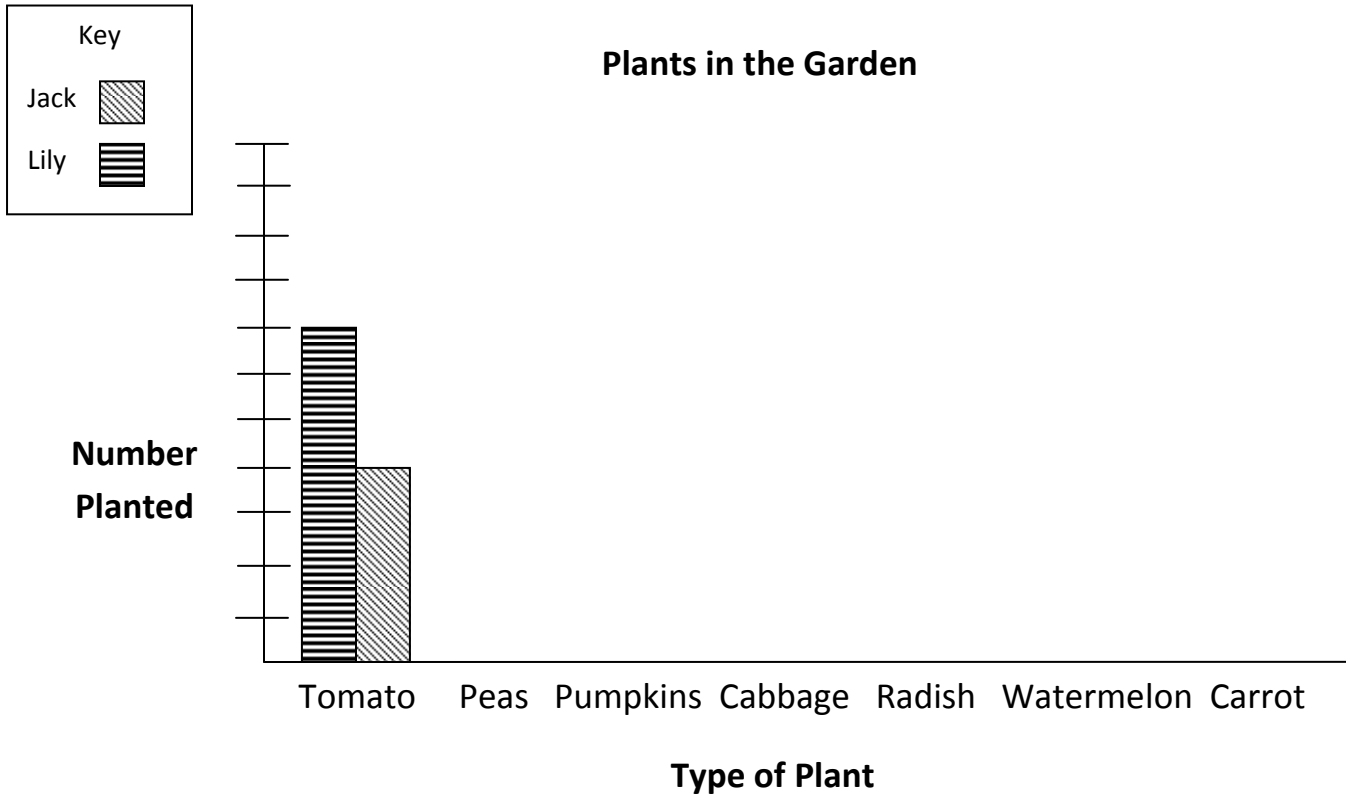
1	2	3
4	5	6

Graphing the Data



Lily planted a garden with Mrs. Bishop in *Lily's Victory Garden*. Use the data table below to create a double bar graph to represent the plants that Lily and Jack may have planted if they had their own garden. Then use your graph to answer the questions below.

	Tomato	Peas	Pumpkins	Cabbage	Radish	Watermelon	Carrot
Lily	7	2	10	4	4	6	3
Jack	4	6	3	8	5	2	7



1. If Lily planted four more carrots, would pumpkins still be the most planted?

2. Who planted more cabbages? _____

3. If Jack planted six more pumpkins, would he have more or less planted than Lily? _____

4. How many plants did Lily plant all together? _____

5. How many plants did Jack plant all together? _____



Honey Cake

Sugar was an item that was rationed during World War II. Honey was often substituted in cooking and baking. Make and enjoy eating this cake.

Ingredients:

½ cup solid vegetable shortening

1 cup honey

1 egg, well beaten

2 cups flour

½ teaspoon salt

1 teaspoon baking soda

½ teaspoon ground cinnamon

½ cup sour milk (1/2 cup regular milk mixed with ½ teaspoon white vinegar may be used instead)

Cream shortening in bowl. Add honey and egg.

In bowl, mix or sift together flour, baking soda, salt, and cinnamon. Add this mixture to shortening mixture, then add sour milk. Mix all ingredients together until blended.

Pour batter into a greased and floured 13 x 9 inch baking pan. Smooth top of batter with spoon or spatula. Batter will be sticky. Bake in a preheated 350 degree oven for about 35 minutes, or until done.

Makes about 12 servings.

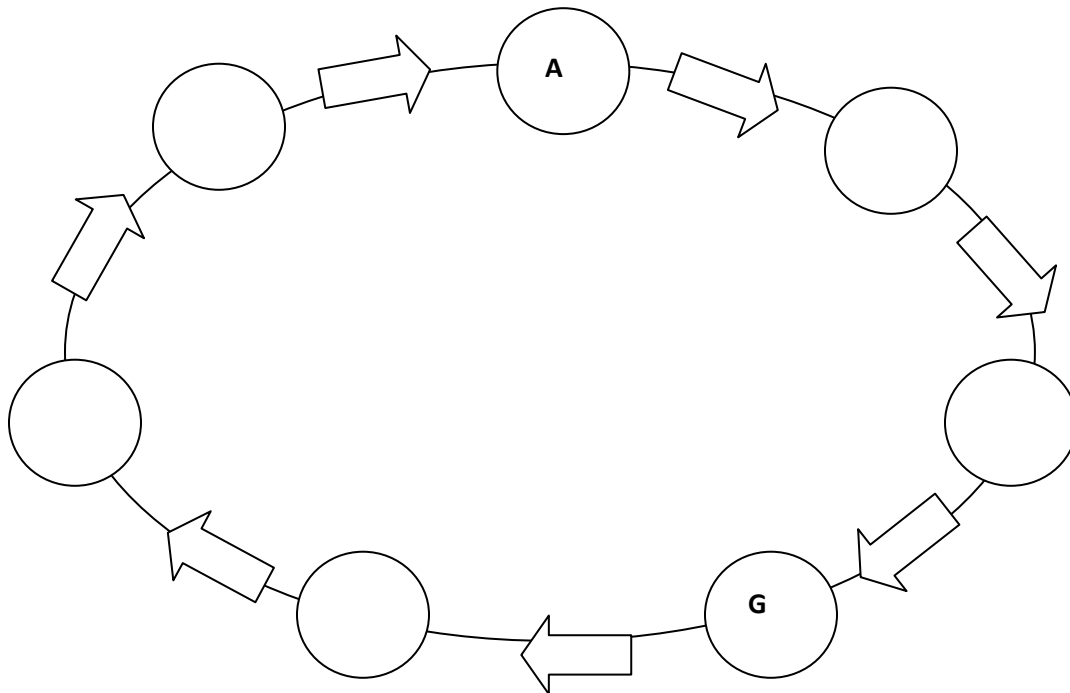
Vegetable Vocabulary

Use a dictionary to match the word with its definition.

- | | | |
|---------------|-------|---|
| 1. Stem | _____ | a. holds up the plant |
| 2. Flowers | _____ | b. take in air and use light to make food |
| 3. Roots | _____ | c. a powder which makes seeds grow inside a flower |
| 4. Leaves | _____ | d. make seeds |
| 5. Pollen | _____ | e. grow into new plants |
| 6. Fruit | _____ | f. shows how a living thing grows, lives, and dies |
| 7. Seeds | _____ | g. grows around seeds for protection |
| 8. Life cycle | _____ | h. holds the plant in the soil, takes in water and minerals |

Put the letter of each item below in the boxes to complete the life cycle of a plant. The first and fourth boxes are filled out for you.

- A. Seed
- B. Leaves emerge
- C. Develops seedling
- D. Buds will grow and turn into flowers
- E. Grows roots
- F. Fertilized flowers produce new seeds
- G. Stem begins to grow upward, out of the soil



Lily's Victory ★ Garden

Cost of Seeds

The price of goods and seeds were very different during World War II, when *Lily's Victory Garden* takes place. Use the price list to answer the questions below. The prices are what you would pay if you bought them today. You may purchase more than one seed packet.

Detroit Dark Red Beets	7 grams	\$2.95
Kentucky Wonder Beans	2 ounces	\$2.95
Little Marvel Peas	3 ounces	\$3.65
Kleckley's Sweet Watermelon	4 grams	\$2.65
Little Gem Lettuce	4 grams	\$3.35



1. If you paid for a packet of watermelon and a packet of peas with \$7, how much change would you get back?

2. If you have \$10, what could you buy? How much change would you have left over? _____

3. If you buy four seed packets of lettuce, one seed packet of beets, and two packets of watermelon, how many grams of seeds have you bought all together?

4. Could you buy 2 seed packets of lettuce, and 1 packet of watermelon with \$9? If no, how much more would you need? If yes, how much do you have left over?

5. What could you buy with \$20? How much change would you have left over?

6. Create your own story problem.

7. Ask a friend to answer the story problem you created in number 6.

Lily's Victory ★ Garden

Growing Lima Beans

Materials:

Marker

Plastic cup (for soil)

Dried lima beans (3 per student or group)

Paper towels

Plastic sandwich bags

Soil

Experiment #1 Procedure:

Write your name on the plastic cup.

Fill your cup halfway with soil.

Place two lima beans in the soil.

Cover with more soil.

Add water.

Place cup in a sunny area of the room.



Experiment #2 Procedure:

Write your name on the plastic bag.

Carefully wrap the lima bean in the damp paper towel.

Place your wrapped lima bean in the plastic bag; seal the bag.

Ongoing Care:

If the soil feels dry, add water so that it remains damp.

If the paper towel is dry, add more water so that it remains damp.



Lily's Victory ★ Garden

Growing Lima Beans

Make a prediction. Will a lima bean grow in soil? Will it grow in a plastic bag? Why or why not?

Observe the cup of soil and the plastic bag once a day, then record your data below. You may use words or pictures to describe what you see.

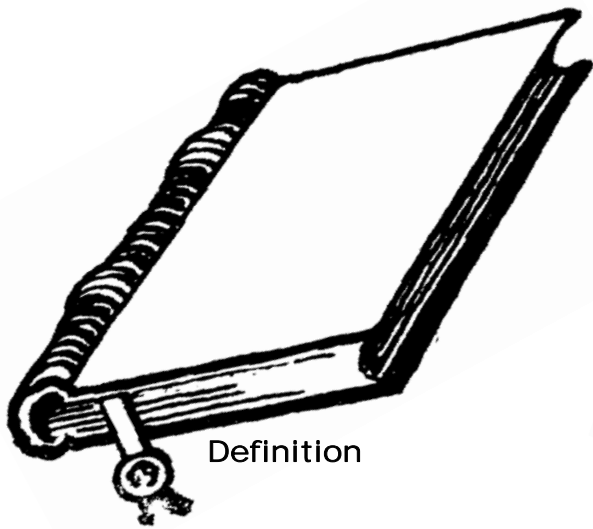
	Lima Beans in Soil	Lima Beans in Bag
Day 1		
Day 2		
Day 3		
Day 4		
Day 5		
Day 6		
Day 7		
Day 8		
Day 9		
Day 10		

Compare your results with your predictions. Were your predictions correct?

Lily's Victory ★ Garden

Dictionary Dig

During World War II several items were rationed. Read *Lily's Victory Garden*, then use a dictionary and a thesaurus to investigate the word "ration." Find the definition, synonym, and antonym. Then, write a sentence that uses the word "ration."




Definition



Word:
Ration



Synonym



Sentence



Antonym

Lily's Victory ★ Garden

Design Lily's Garden



Read *Lily's Victory Garden* and then follow the directions below to design a garden for Lily. You will need a ruler, a pencil, and colored pencils to complete this activity.

1. Her garden is 6 inches by 6 inches. Draw this shape below using the two lines that are given. What shape is it? _____
 2. The top third of the garden is where she planted beets. Color this red.
 3. How many inches from the top did you measure? _____
 4. The bottom third of the garden is where she planted beans. Color this section brown.
 5. How many inches from the bottom did you measure? _____
 6. She divided the middle third in half. What size is each of these squares? _____
 7. She planted peas on the right. Color that section green. She planted watermelon on the left. Color that section black.
-
-
-

Lily's Victory ★ Garden

Create An Advertisement

In the box below, create an advertisement that the government could use to promote Victory Gardens. Many advertisements contain a picture and a slogan. A slogan is a memorable motto or phrase. Some examples of old advertisements used for Victory Garden posters include:

"Your Victory Garden counts more than ever!"

"Grow vitamins at your kitchen door."

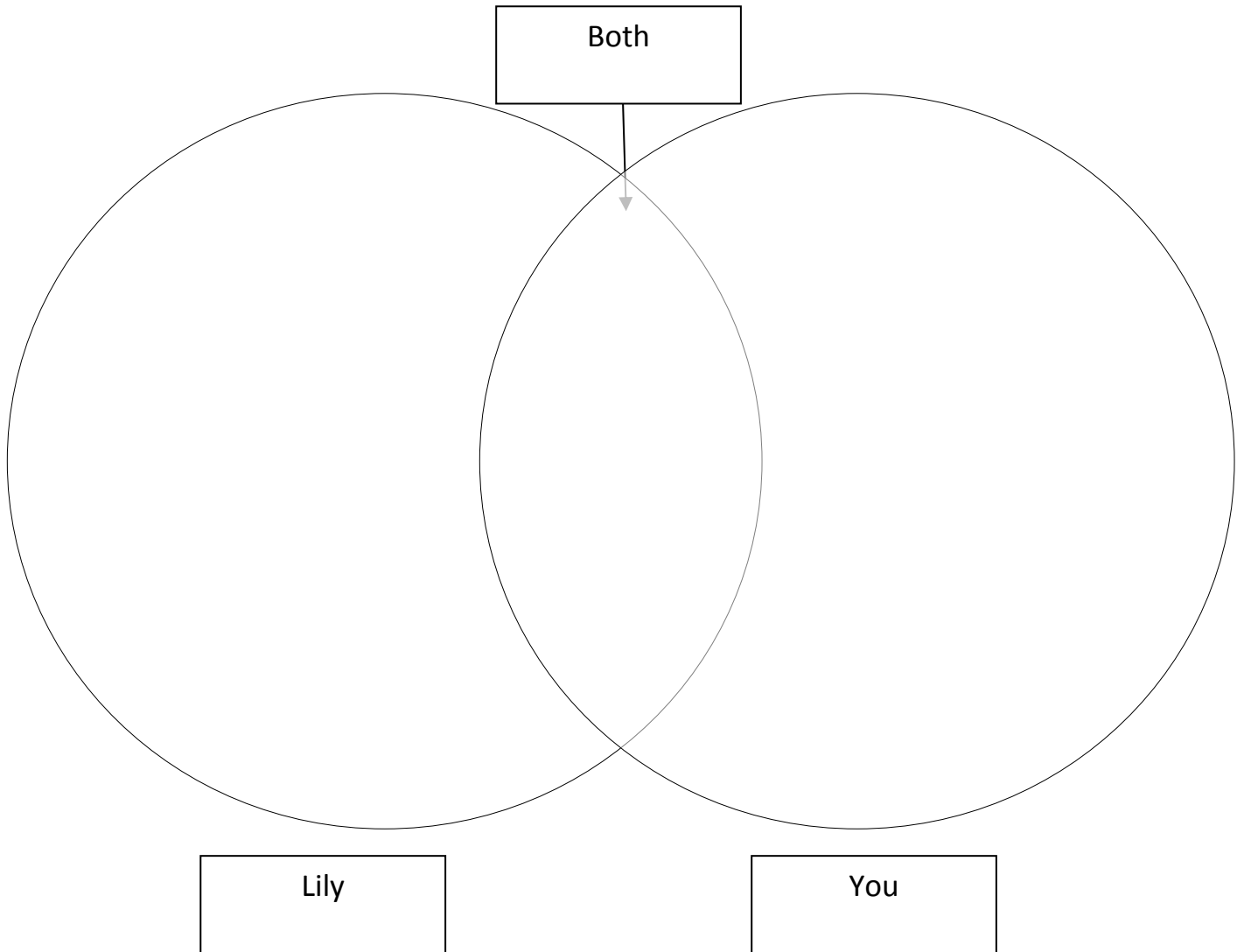
"Eat what you can, and can what you can't eat."

A large rectangular box with a dashed border, intended for creating an advertisement. The box is empty and occupies the lower half of the page.

Lily's Victory ★ Garden

Compare and Contrast

Read *Lily's Victory Garden*, then use the Venn diagram to compare and contrast Lily's life with your own. How is your life different than Lily's life? How is your life similar?



Lily's Victory ★ Garden

Reading Review

Restate the question to answer these review questions after you enjoy reading *Lily's Victory Garden*. A well-written sentence begins with a capital letter and ends in punctuation.

1. What is the genre of the story?

2. What do Lily and her brother Jack collect every Saturday?

3. What street does Lily's apartment overlook?

4. Where does Lily's father work?

5. Who is Gabriel Heatter?

6. What kinds of plants are planted in Victory Gardens?

7. Why can't the Bishops have any disturbance in their yard?

8. Where does Lily get the gardening tools?

9. What does Lily say is harder to do than the leaflet says?

10. Lily investigates a frilly leaf to find out if it is a vegetable or a weed. Who tells her that it is a carrot? _____

11. What does Lily's name mean in Latin?

12. What does Mrs. Bishop do when Thunder knocks Lily down in the mud?

13. Why does Lily run home in tears?

14. What does Mr. Bishop tell Lily when he comes to her house in the evening?

15. Who is the president of the United States during the time that this book takes place?

16. Summarize *Lily's Victory Garden* in your own words.

Lily's Victory ★ Garden

Answer Key

Graphing the Data

1. Yes 2. Jack 3. Less 4. 36 5. 35

Word Write:

Big Word: Blossoming

Vegetable Vocabulary:

Matching: 1. A 2. D 3. H 4. B 5. C 6. G 7. E 8. F

Plant Life Cycle starting with 1 and continuing clockwise: 1, 5, 3, 2, 7, 4, 6

Cost of Seeds

1. \$0.70 2. Answers vary 3. 31 grams 4. No, \$0.35 short 5. Answers vary

Dictionary Dig

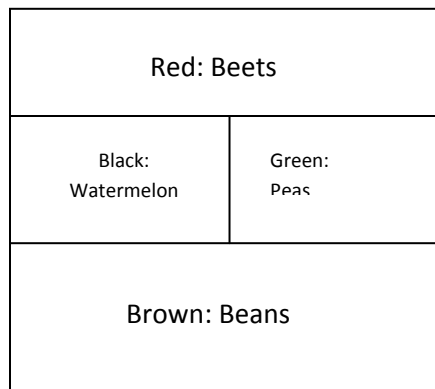
Definition: A food allowance for one day, a share determined by supply

Synonym: Allowance, limit, proportion

Antonym: Collect, gather

Design Lily's Garden

1. Square 3. Three inches 5. Three inches
6. Three inches by two inches



Reading Review

1. Realistic Fiction
2. Tin cans and scraps
3. Federal Street
4. At an aircraft plant
5. The radio announcer
6. Vegetables
7. Mrs. Bishop isn't well
8. From Mr. Bishop out of the shed
9. Clearing up the dead plants and roots and turning over the soil
10. Mrs. Bishop

11. Blossoming Flower
12. Mrs. Bishop starts to laugh.
13. Mr. Bishop comes home and tells her that gardening is over and not to come anymore.
14. I'm sorry about what happened today. Please come back to us tomorrow.
15. Franklin D. Roosevelt