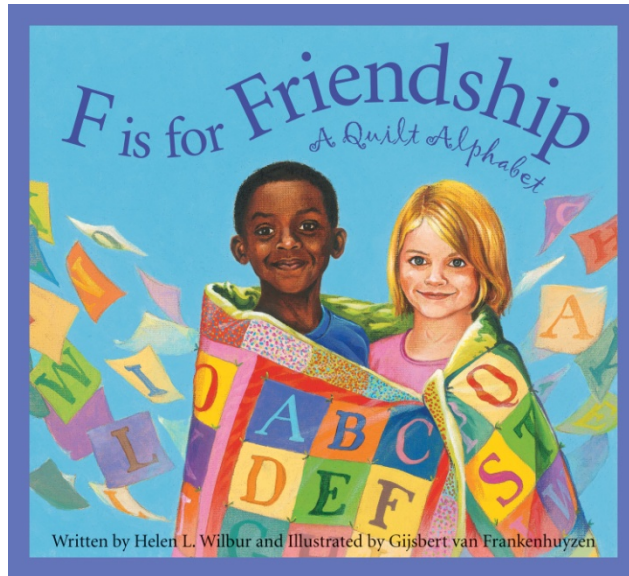


# Teacher's Guide



## **F is for Friendship: A Quilt Alphabet**

**Author: Helen L. Wilbur**

**Illustrator: Gijsbert van Frankenhuyzen**

Guide written by Patricia Pierce

**This guide may be reproduced for use with this express  
written consent of Sleeping Bear Press**

**Published by**

**Sleeping Bear Press**

**315 E. Eisenhower Parkway, Suite 200**

**Ann Arbor, MI 48108**

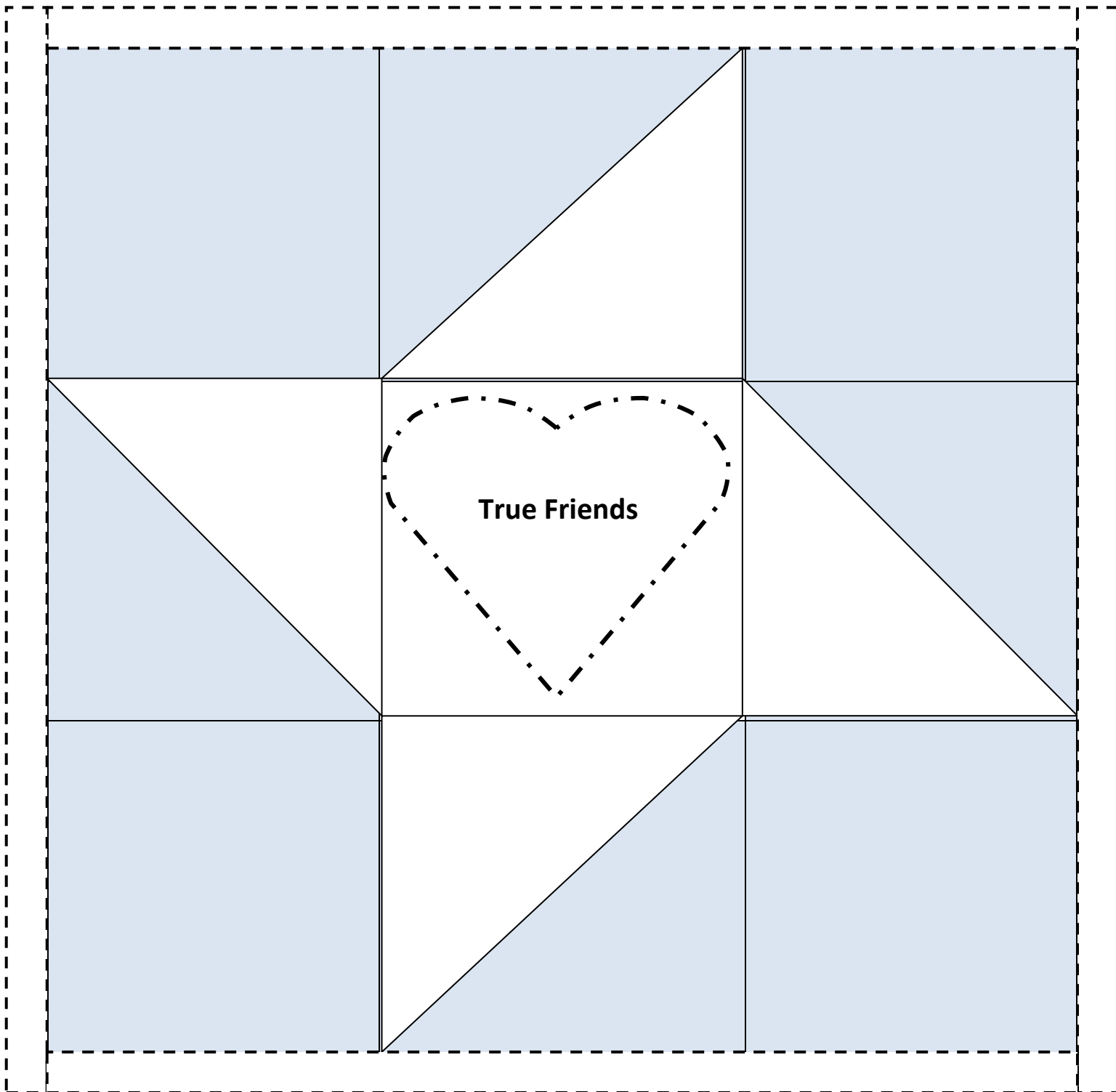
**800-487-2323**

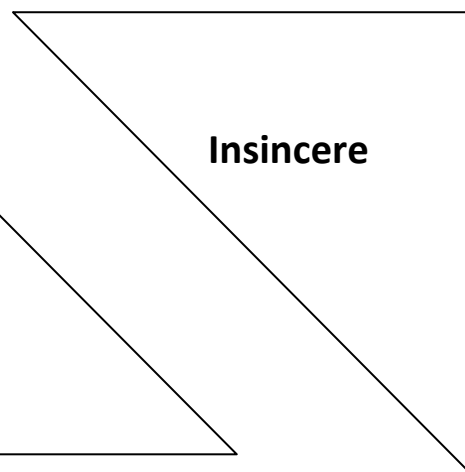
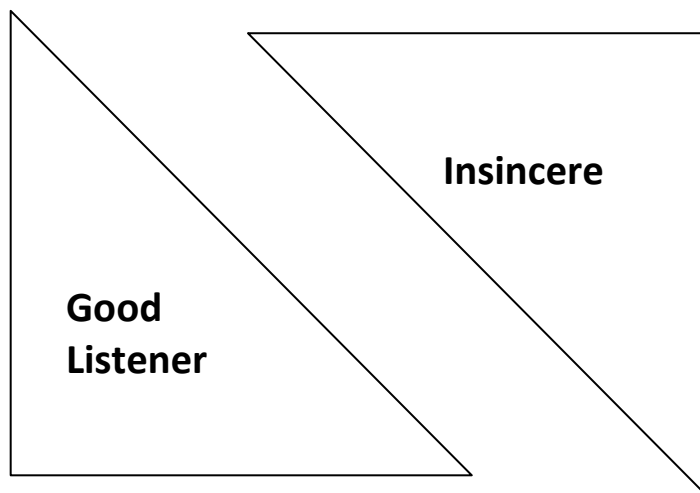
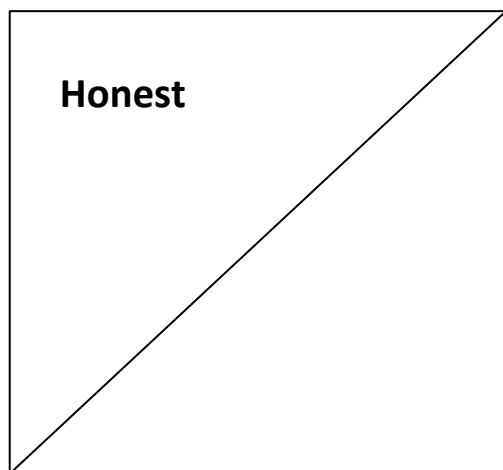
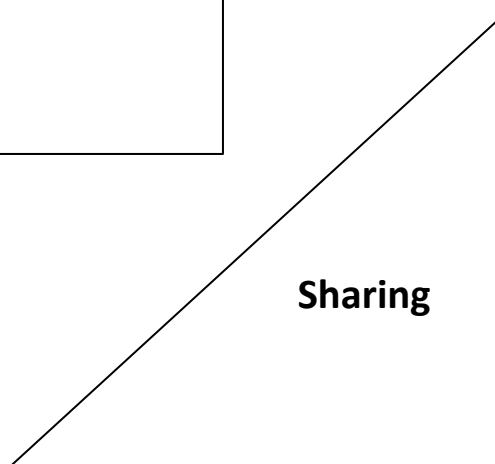
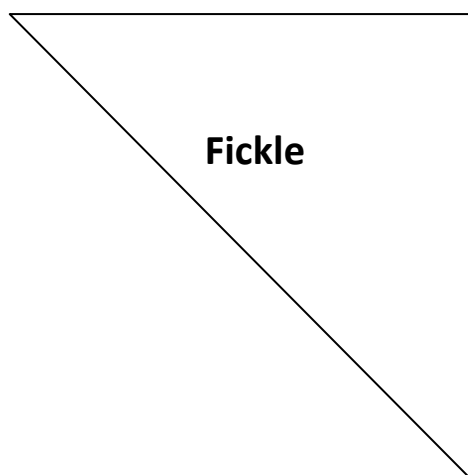
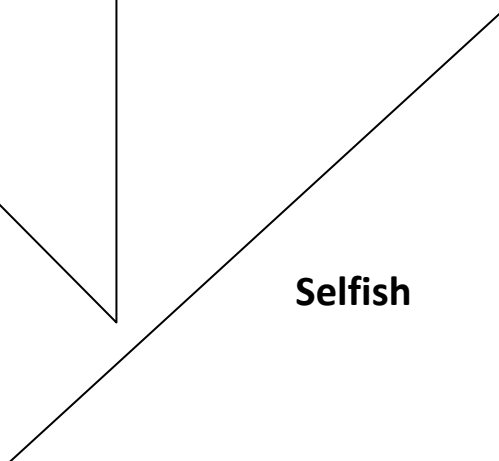
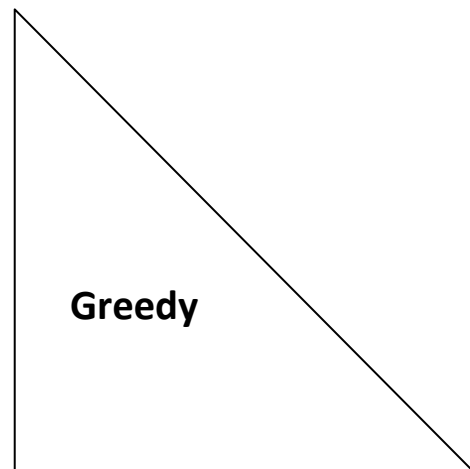
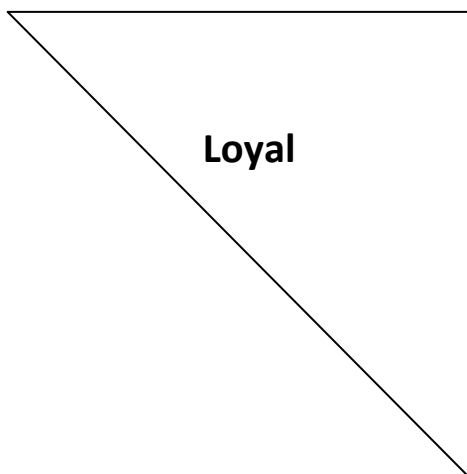
**[www.sleepingbearpress.com](http://www.sleepingbearpress.com)**

# F is for Friendship

## A Quilt Alphabet

Complete this star friendship quilt block by choosing the pieces from the following page that describe the qualities of a friend. Color and cut out the pieces, then glue to the quilt block. Finally, ask your friends to sign your block.





# F is for Friendship

## A Quilt Alphabet

Every quilt has a story to tell; tell the story of your quilt by using the mini booklet below.

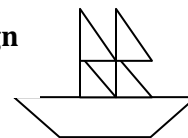
Cut out the booklet and fold on the centerline with words facing up. Next, fold again on the line with title page, *My Quilt Story*, facing forward. On the title page, draw a picture of your quilt. Open the booklet and complete each following page by filling in the blanks. Draw a picture relating to each sentence.

<p>_____ by</p> <p>My Quilt Story</p>	<p>_____</p> <p>_____</p> <p>My quilt is special because</p>
<p>My quilt was quilted by</p> <p>_____</p>	<p>It was given to me when</p> <p>_____</p>

# F is for Friendship

## A Quilt Alphabet

Search for this design  
on page B.




A quilt is one type of cover for a bed. Read page B, and then list other names for bed covers.

_____	_____
_____	_____
_____	_____
_____	_____

Words can have more than one meaning.


For example, read these two meanings of blanket.

**blanket – noun**



- 1 A large, rectangular piece of fabric used as a covering for warmth, especially on a bed.
- 2 Any extended layer that covers or encloses an area: a thick blanket of snow, a blanket of fog.

Which meaning of blanket would you want to sleep under? \_\_\_\_\_



Spread, puff, comforter and afghan are also words that have two meanings. One meaning for each word defines it as a type of bed covering. Read the definitions below and match the other meaning of each word.

- |              |                             |
|--------------|-----------------------------|
| 1. Spread    | a light round hollow pastry |
| 2. Puff      | a native of Afghanistan     |
| 3. Afghan    | one that gives comfort      |
| 4. Comforter | to stretch out              |

# F is for Friendship

## A Quilt Alphabet



Follow the flying geese to page C, then complete each set of questions. Write your answers in the triangles above each question.



1.

Besides fashion, how else do we use fabric and clothing in our lives?

3.

Before the 1800s, about how many sets of clothing did most people own?

5.

If you could only have two sets of clothing, what would you choose?

2.

Where did calico, the first high-quality printed cotton, come from?

4.

Why did England guard their fabric manufacturing methods?

6.

If you were to choose a fabric for a quilt, what would you choose?

## F is for Friendship

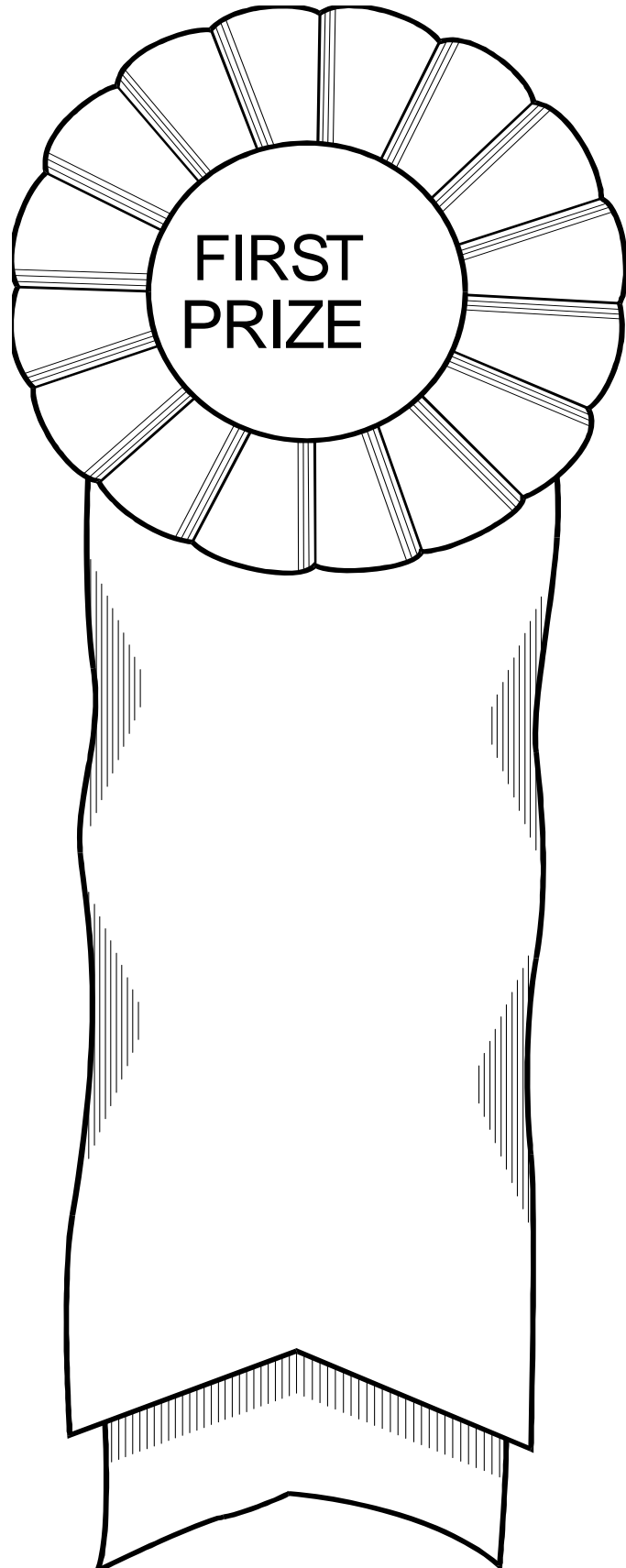
*A Quilt Alphabet*

**It's your turn to be the judge!**

**Read page E, and then decide which quilt in the book you think deserves first prize.**

**Write your reasons for your decision on the ribbon.**

**Share with your friends. What quilt did they choose as first place? Did anyone make the same decision as you? What quilt did the majority of students select?**



# F is for Friendship

## A Quilt Alphabet

**Our lives are connected from generation to generation through stories, teachings, keepsakes, and traditions. Read the ways quilts have connected generations on page G. Answer the questions in the quilt below and then color the quilt with bold colors.**


1. Who finished the quilt started by Mary Ambergrombie in 1905?	2. Where can you view Harriet Power's pictorial Bible quilt?
3. What are the Gee's Bend quilts known for?	
5. What did African-American women in slavery do with fabric scraps?	4. How did Elizabeth Keckley make money to buy her freedom?
6. If you could give advice to the next generation, what would it be?	

# F is for Friendship

## A Quilt Alphabet

Can you give a helping hand? As you read page H, think of ways you can simplify your life and help others.

The Amish center their lives on family, community, and service. Their daily lives are based on simplicity and humility. Color the quilt square below as a reminder to live your life in this way.



# F is for Friendship

## A Quilt Alphabet

What did people first use to dye fabric? Turn to page I to find out! Then color the quilt square below by following the directions and coordinates.

### PURPLE

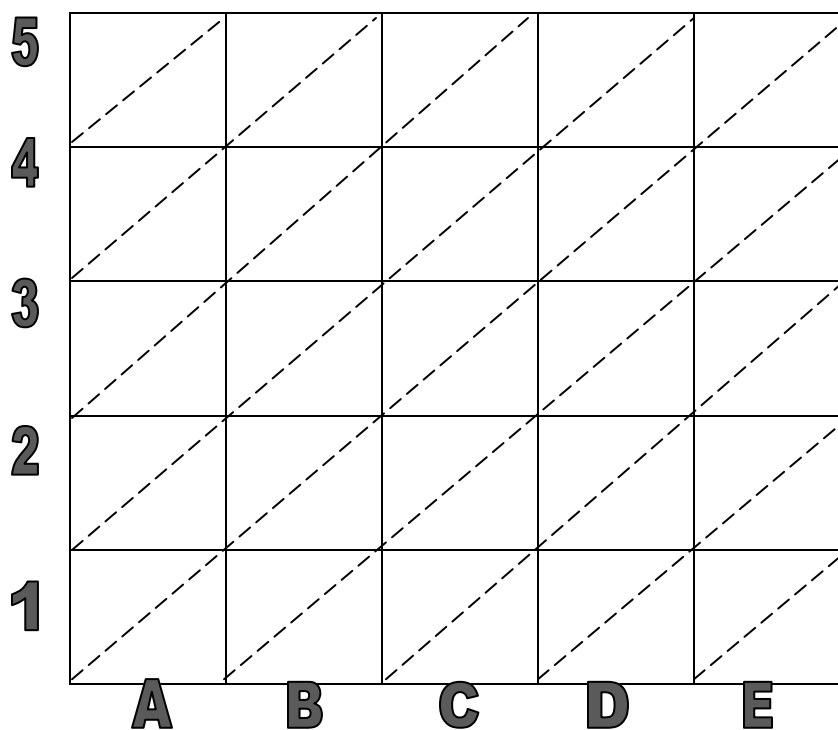
Color purple the top triangles of the following coordinates:

B - 2, B - 3, B - 4, C - 3, C - 4, D - 4

### YELLOW

Color yellow the bottom triangles of the following coordinates:

A - 2, A - 3, A - 4, A - 5, B - 3, B - 4, B - 5, C - 4, C - 5, D - 5



### RED

Color with red the bottom triangles of the following coordinates: B - 2, C - 3, D - 4

Color with red both triangles of the following coordinates: C - 2, D - 2, D - 3

Color with red the top triangles of the following coordinates: D - 1, E - 2

### INDIGO

Color with indigo all remaining coordinates.

Look at the pattern. Do you know what it's called? Turn to page L and the quiz at the end of the book for hints. The theme of this pattern is home life.

This pattern is \_\_\_\_\_.

# F is for Friendship

## *A Quilt Alphabet*

What life passages or events can a quilt record or symbolize? List your ideas, and then read page J and compare your list.

A quilt can serve as a journal of our lives. Capture the memories of your school year on the quilt below.


My Teacher's Name	Year	My School's Name
My Principal's Name	Field Trip	Favorite Class
Favorite Lunch	Favorite Game at Recess	Favorite Book
Time School Started	The Names of Some Friends	Time School Ended

# F is for Friendship

## *A Quilt Alphabet*

**Aloha!**  
**View a Hawaiian quilt on page K.**  
**Notice the beautiful symmetrical design.**

**Draw the matching symmetrical half of the design below.**



**Use one of the following pictures as your inspiration for your own design. Create your design on another sheet of paper.**



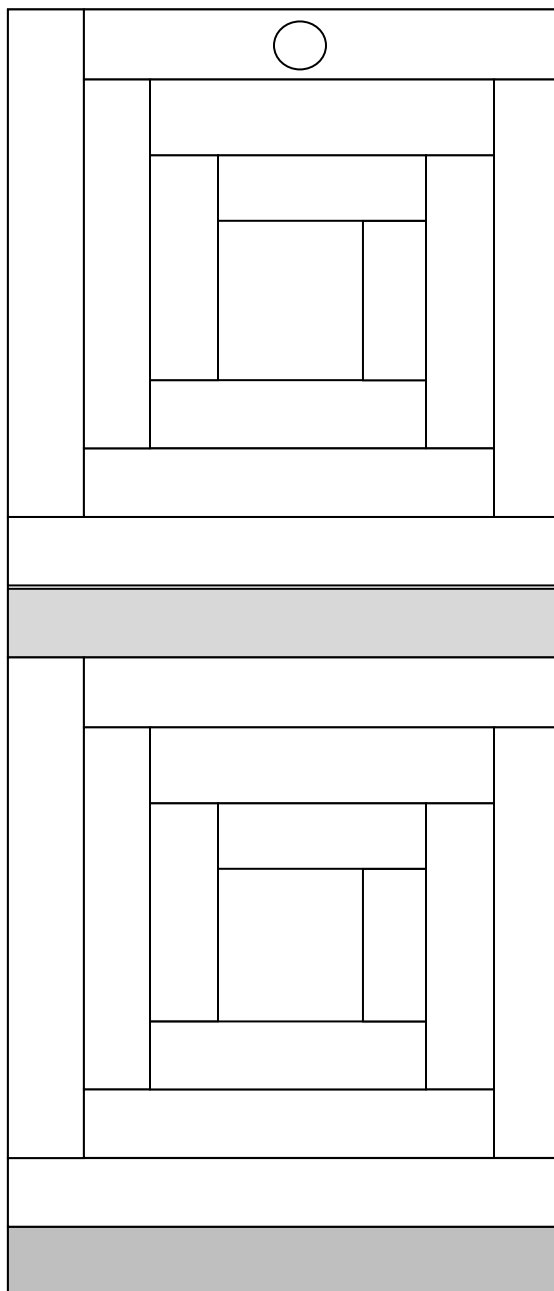
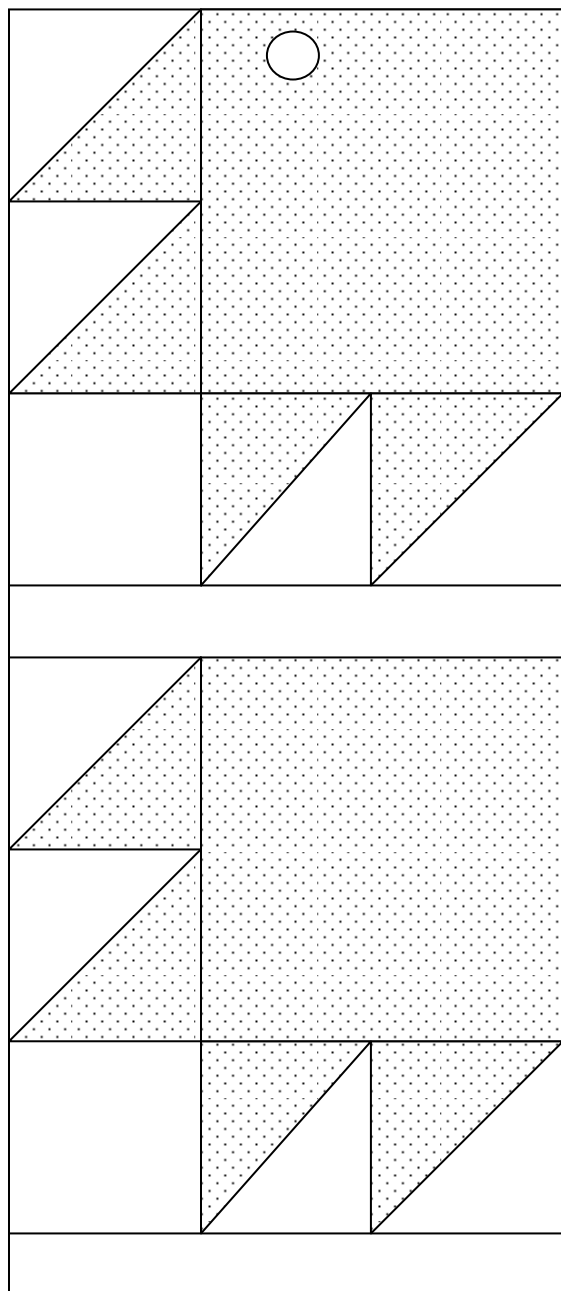
# F is for Friendship

## *A Quilt Alphabet*

### Quilt Pattern Bookmarks

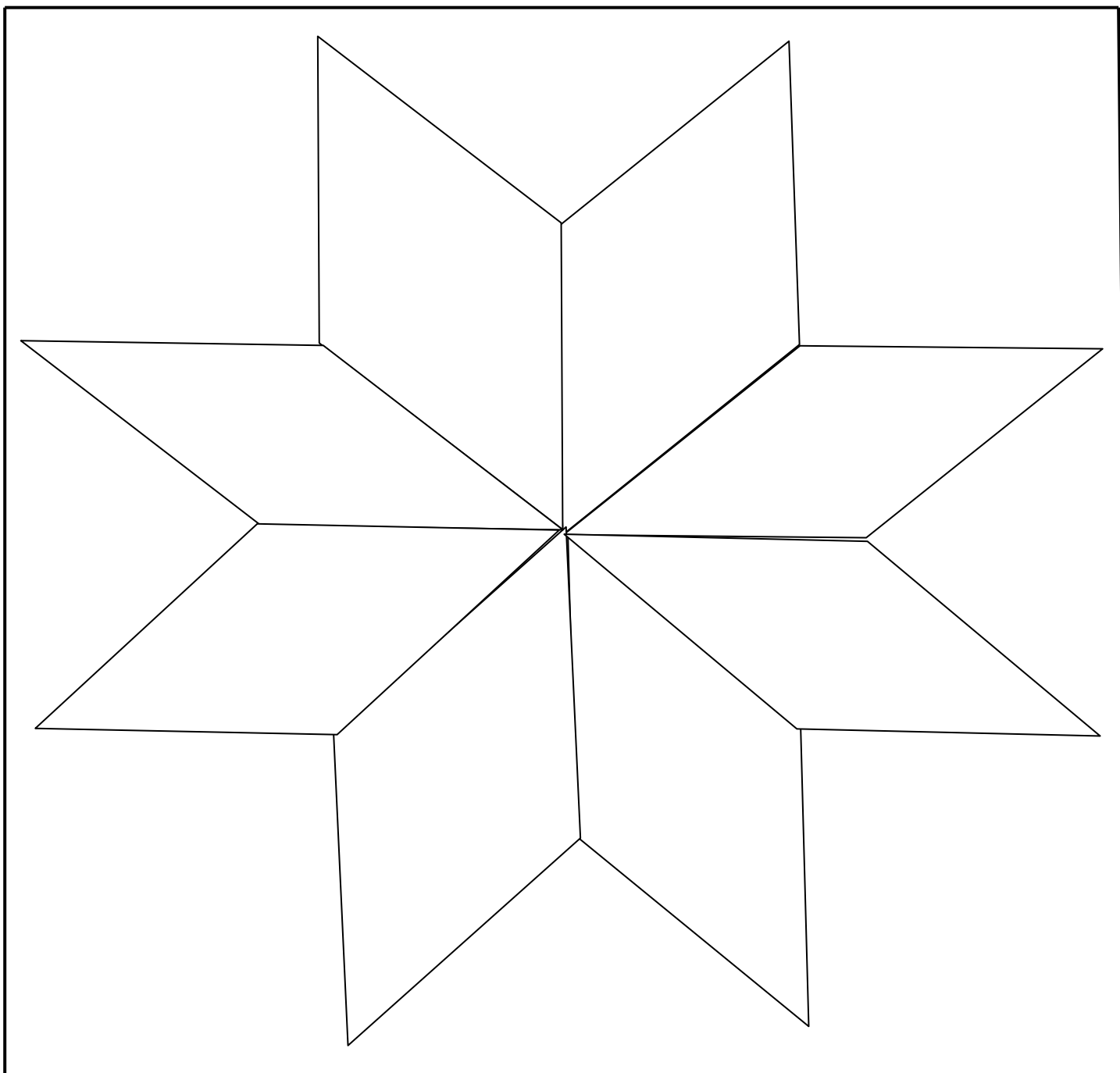
Color the log cabin or bear paw bookmark  
or create your own design by following a  
pattern found on page L.

Use a hole puncher and punch the center circle, and then attach a tassel of yarn!



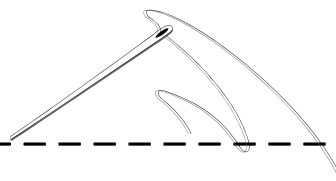
**F is for Friendship**  
*A Quilt Alphabet*

**Fill the eight point star with fascinating facts  
from page M!**



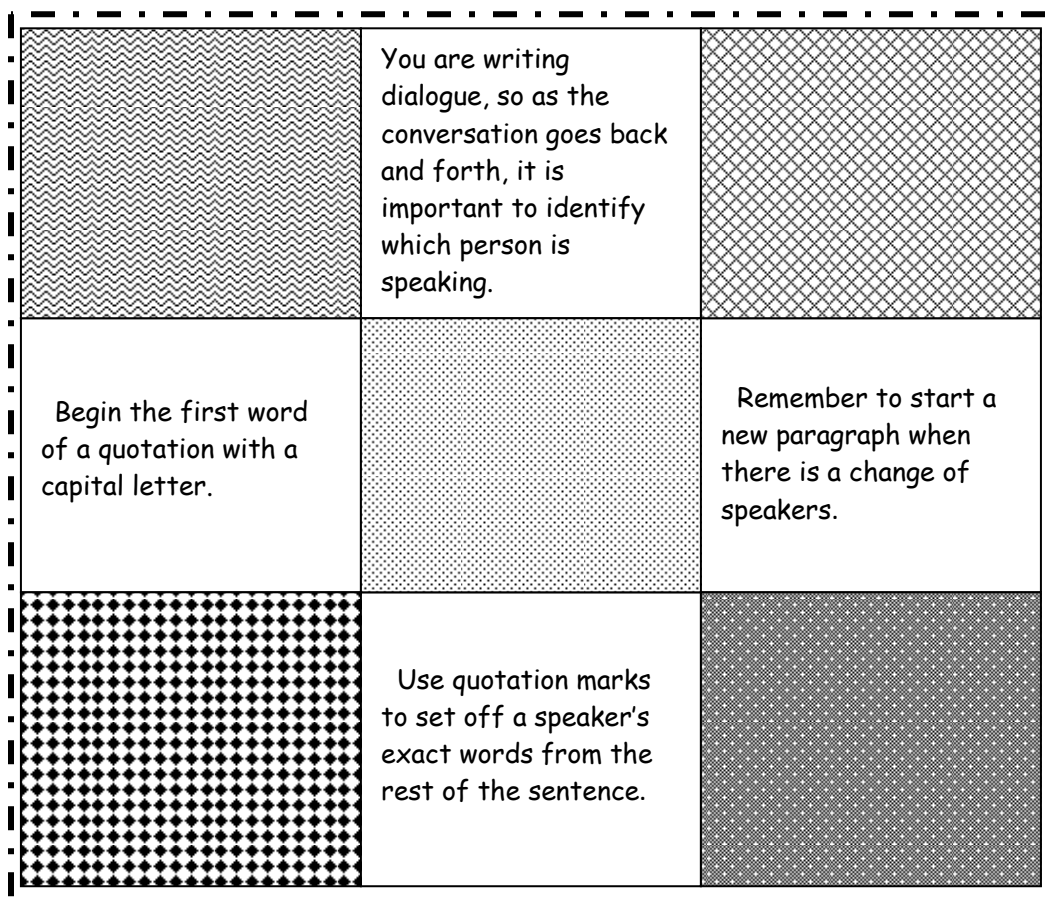
# F is for Friendship

## A Quilt Alphabet



Visualize yourself as the sixth quilter sitting at the end of the quilt frame on page Q. What do you think each quilter is saying? Is someone sharing a recipe or giving advice? Is someone gossiping or telling a story? What would you say?

Use the prompts below and write the conversation between the quilters and yourself. Create names for each of the quilters. Read the tips in the quilt squares before you begin.



### Writing Prompts

**Quilter One** – This quilter is giving you advice on how to do your homework.

**Quilter Two** – This quilter is sharing a recipe for trail mix. The recipe includes 1/4 cup raisins, 1/4 cup sunflower seeds, 1/3 cup peanuts, and 1/2 cup dried fruit.

**Quilter Three** – This quilter is gossiping! Kindly ask her to stop.

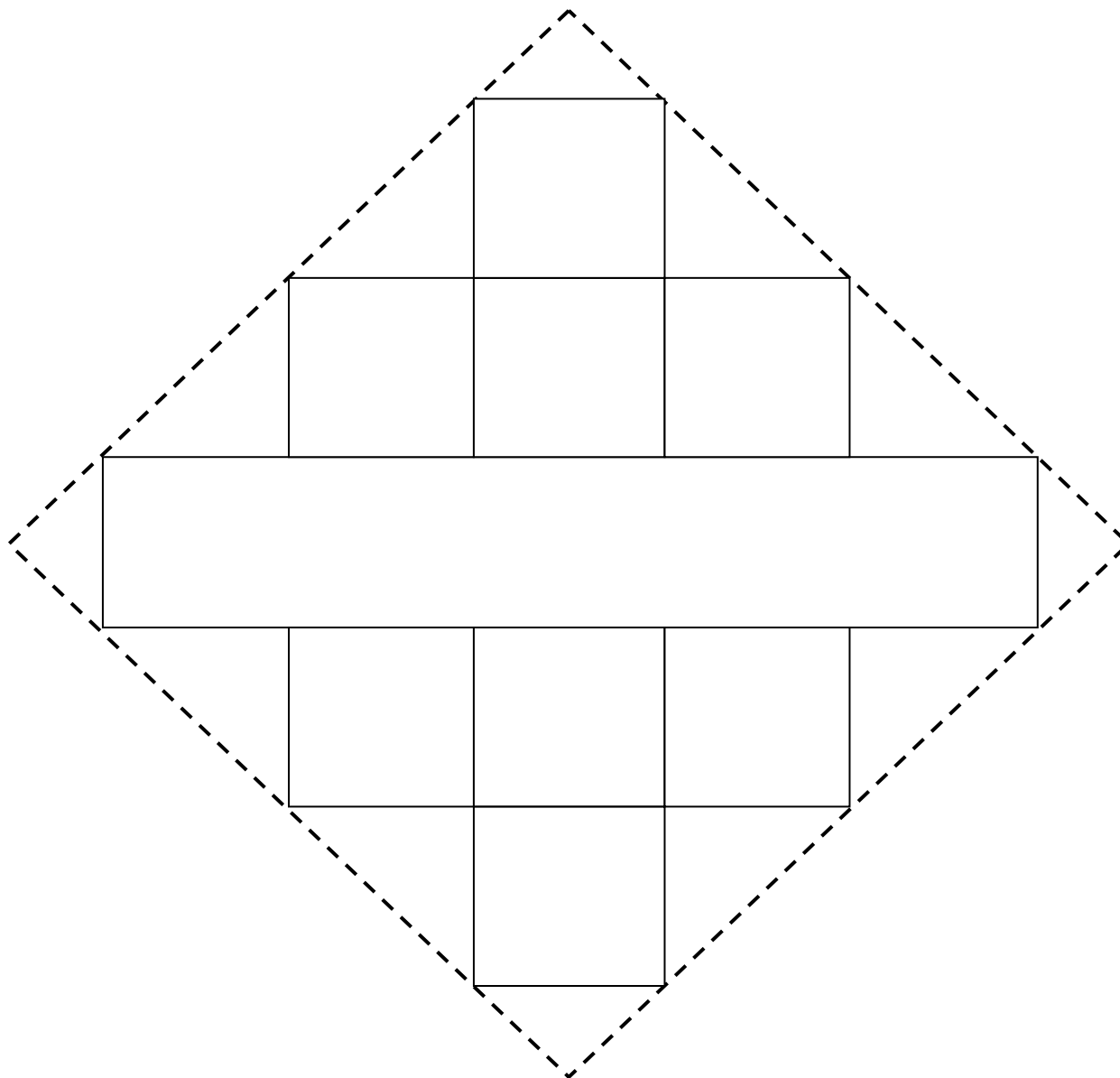
**Quilter Four** – This quilter is asking you questions because she wants to get to know you.

**Quilter Five** – This quilter is telling you about Susan B. Anthony and women receiving the right to vote.

# F is for Friendship

## A Quilt Alphabet

**Remember Me! Read page R to learn about signature quilts.**




**Complete the quilt square. In the center box, write your signature. In the top box, write your birthday. In the next row of three boxes, write three words that describe you. In the row of three boxes under your signature, write three things you like to do. In the bottom box, write what type of job you would like to have in the future.**

**Color your quilt square in your favorite colors. Cut out your square and create a class quilt by gluing each square on a large sheet of paper.**

## F is for Friendship

### A Quilt Alphabet

Read page S, and then find your way through the maze. Read each sentence. Only the true facts will lead you correctly through the maze.



**Start**

Isaac Merritt Singer worked as a machinist.

He also worked as a touring actor.

He also worked as a chef.

Singer's machine was powered by hand crank.

Singer's machine was powered by foot.

Singer's machine was solar powered.

Women were not able to operate the sewing machines.

Women demonstrated how to use the sewing machines.

Installment payment plans allowed thousands of women to pay for their sewing machines.

Only a few women were able to buy Singer's sewing machines.

The sewing machine became a time-saving device.

**End**

# F is for Friendship

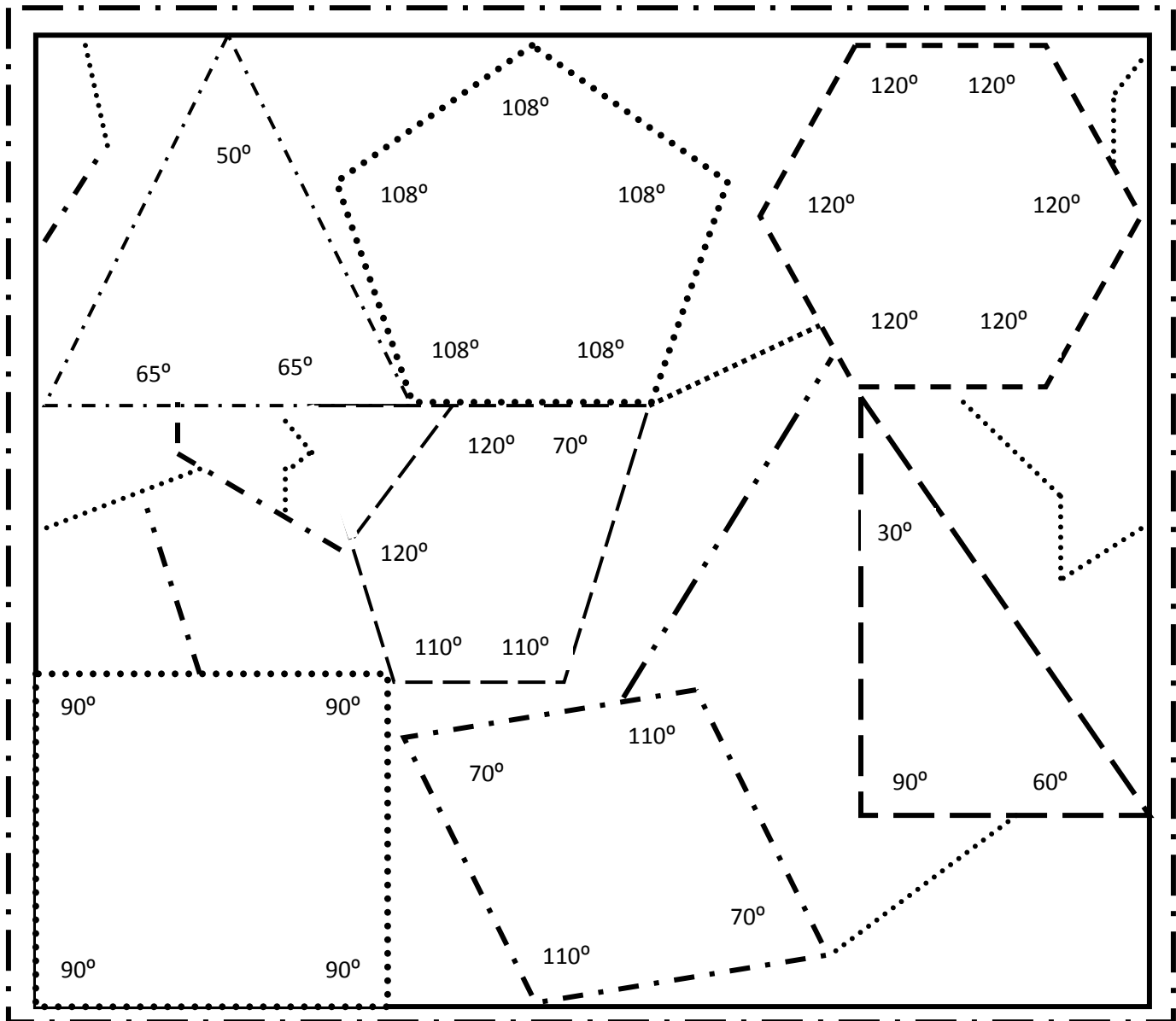
## A Quilt Alphabet

Join the crazy quilt craze on page V!

Look at the crazy quilt below and search for the shapes that match the descriptions.


### Directions

1. Color red the quadrilateral with 2 acute angles.
2. Color orange the hexagon with all angles obtuse.
3. Color blue the pentagon with all angles obtuse.
4. Color green the triangle with 3 acute angles.
5. Color yellow the quadrilateral with 4 right angles.



# F is for Friendship

## A Quilt Alphabet



When buying fabric from a traveling peddler during colonial times or today at a fabric store, the measurements remain the same.

12 inches = 1 foot    3 feet = 1 yard

Complete the boxes


<b>1</b>	<b>2</b>	<b>3</b>	<b>4</b>
1 yard 3 feet ___ inches	2 yards ___ feet 72 inches	___ yards 9 feet 108 inches	4 yards 12 feet ___ inches

Circle the measurements in each row that are equivalent.

<b>1</b>	36 inches	2 yards	3 feet
<b>2</b>	3 yards	36 inches	9 feet
<b>3</b>	72 inches	2 yards	12 feet

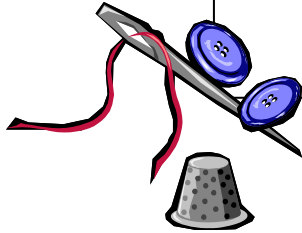
# F is for Friendship

## A Quilt Alphabet

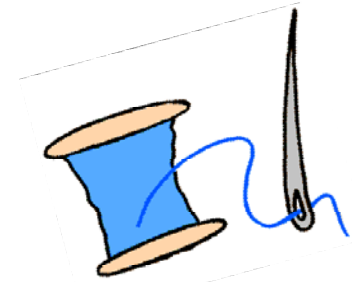


### Memory Game

Turn to page T and study the page for one minute.  
Close the book and list the tools.  
How many did you remember?



Unscramble the quilter's tools. Refer to page T if necessary.



1. o o h p \_\_\_\_\_

2. s r s c i s o s \_\_\_\_\_

3. n p i s \_\_\_\_\_

4. n i o r \_\_\_\_\_

5. l e r u r \_\_\_\_\_

6. e n d e l s e \_\_\_\_\_

7. e n s w i g    i c m a h n e

\_\_\_\_\_

8. e a s m    p p r i e r

\_\_\_\_\_

9. t u t c n i g    t m a

\_\_\_\_\_

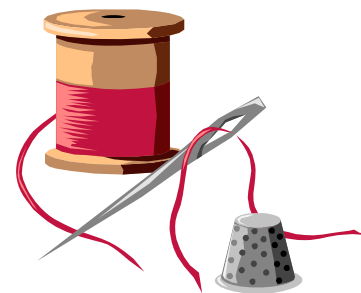
10. t a r o r y    r c t u t e

\_\_\_\_\_

# F is for Friendship


## A Quilt Alphabet

### Crossword



Down

1. A pattern name with a patriotism theme
2. A high-quality printed cotton that originated from Calicut, India
3. The most popular fabric choice for quilts



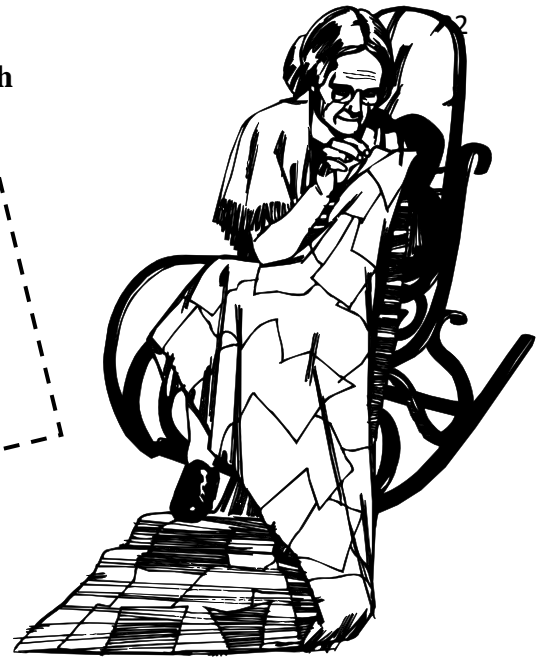
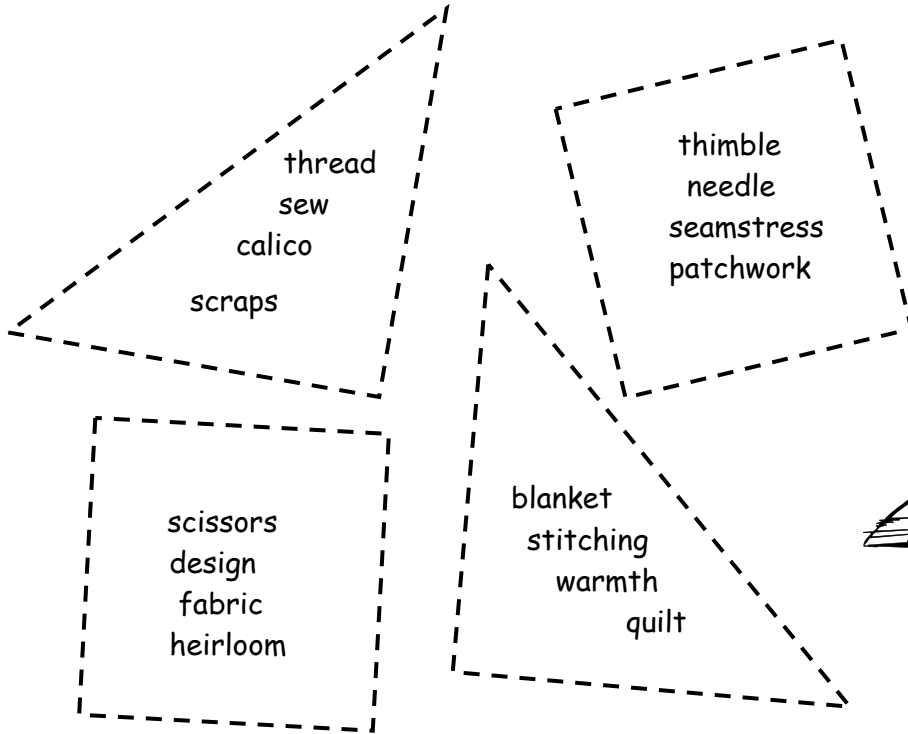
Across

1. The insulation layer of a quilt
2. Australian quilts made from “Wagga Lily” flour sacks
3. Home state of the Gee’s Bend quilters
4. A pattern name with a Bible theme
5. The Latin origin of the word quilt
6. Tool used to protect a sewer’s thumb or finger
7. What quilters call their needles

# F is for Friendship

## A Quilt Alphabet

### Word Search



T H I M B L E F D E S I G N  
 F R E C A L I C O K E E Q H  
 S R S T D B F S R P A S W E  
 C M A E N E Q O F A M C A I  
 I S E M Q T W Q R T S W E R  
 S N B L E H S E W A T A H L  
 S H U S C R A P S L R R E O  
 O Q E T O E W A I D E M Q O  
 R C A H T A S U W A S T U M  
 S P S C T D Q U I F S H P A  
 F R Q U O S T I T C H I N G  
 B L A N K E T T F A B R I C

## Answer Key

Page 2 – Star Friendship Quilt Block: The qualities of a good friend – sharing, honest, good listener, loyal

Page 5 – Names for Bed Covers: blanket, spread, counterpanes, comforters, comfortable, afghans, puffs, coverlets. Matching Meanings: spread – to stretch out; puff – a light round hollow pastry; Afghan – a native of Afghanistan; comforter – one that gives comfort

Page 6 – Flying Geese: 1. Clothing and fabric are also used for protection, decoration, and warmth. 2. Calico originated in Calicut, India. 3. Before the 1800s, most people owned about 2 sets of clothes. 4. England guarded their fabric manufacturing methods in order to keep control of the fabric trade. 5. Answers will vary. 6. Answers will vary.

Page 8 – Generation to Generation: 1. Mary Ambergrombie’s granddaughter finished the quilt. 2. Harriet Power’s pictorial Bible quilt can be viewed at the Smithsonian Institution. 3. Gee’s Bend quilts are known for their vivid abstract style with bold colors that are passed down from generation to generation. 4. Elizabeth Keckley bought her freedom with money she earned as a seamstress. 5. African-American women in slavery made simple clothing and quilts of their own with the fabric scraps. 6. Answers will vary.

Page 10 – Insects and plant roots were used to create red dye. Shellfish was used to make purple dye, and ochre or saffron to make yellow dye. The dye for indigo came from the leaves of a small shrub. The pattern is baskets.

Page 17 – Maze: Isaac Merrit Singer worked as a machinist. He also worked as a touring actor. Singer’s machine was powered by foot. Women demonstrated how to use the sewing machine. The sewing machine became a time-saving device.

Page 18 – The quadrilateral with two acute angles is at the bottom of the quilt -  $70^\circ$ ,  $110^\circ$ ,  $70^\circ$ ,  $110^\circ$ . The hexagon with all angles obtuse is in the top right corner – all angles are  $120^\circ$ . The pentagon with all angles obtuse is in the top center – all angles are  $108^\circ$ . The triangle with three acute angles is in the top left corner -  $65^\circ$ ,  $65^\circ$ ,  $50^\circ$ . The quadrilateral with four right angles is in the bottom left corner – all angles are  $90^\circ$ .

Page 19 – Complete the Boxes: 1. 36 inches 2. 6 feet 3. 3 yards 4. 144 inches  
Equivalent Measurements: 1. 36 inches and 3 feet 2. 3 yards and 9 feet 3. 72 inches and 2 yards

Page 20 – Unscramble Quilter’s Tools: 1. Hoop 2. Scissors 3. Pins 4. Iron 5. Ruler 6. Needles 7. Sewing machine 8. Seam ripper 9. Cutting mat 10. Rotary cutter

Page 21 – Crossword: Down 1. Stars and stripes 2. Calico 3. Cotton Across: 1. Batting 2. Waggas 3. Alabama 4. Jacob’s Ladder 5. Culcita 6. Thimble 7. Sharps

Page 22

T H I M B L E F D E S I G N  
 F R E C A L I C O K E M Q H  
 S R S T D B F S R P A S W E  
 C M A E N E Q O F R M C A I  
 I S E M Q T W Q F T S W E R  
 S N B L E H S E W A T A H L  
 S H U S C R A P S L R R E O  
 O Q E T O E W A I D E M Q O  
 R C A H T A S U W A S T U M  
 S P S C T D Q U I F S H P A  
 F R Q U O S T I T C H I N G  
 B L A N K E T T F A B R I C